



# BALL FOOT VALVE (VERTICAL TYPE)

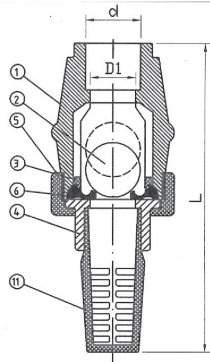


**JF Series**

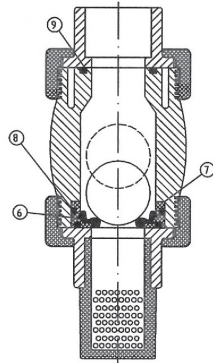
**SOCKET JF100/THREAD JF200/FLANGED JF300  
SIZE:1/2"-10"**

● **MATERIALS OF CONSTRUCTION**

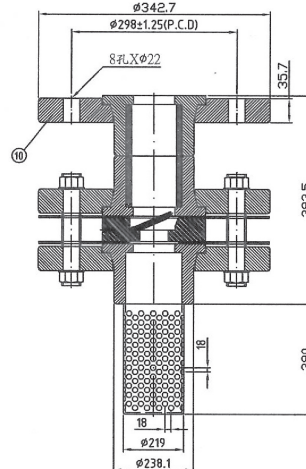
No.	Parts	Pcs.	Materials
1	Body	1	UPVC,PP,PPG,CPVC,PVDF
2	Ball	1	UPVC,PPG,CPVC,PVDF
3	Washer	1	UPVC,PP,CPVC,PVDF
4	Connector	1/2	UPVC,PP,CPVC,PVDF
5	Union Nut	1/2	UPVC,PP,CPVC,PVDF
6	Seat	1	EPDM,VITON
7	Seat Carrier	1	UPVC,PP,CPVC,PVDF
8	Seat Carrier O'ring	1	EPDM,VITON
9	Solid End O'ring	1	EPDM,VITON
10	Flanged End	1	UPVC,PP,PPG,CPVC,PVDF
11	Screen	1	UPVC,PP,CPVC,PVDF



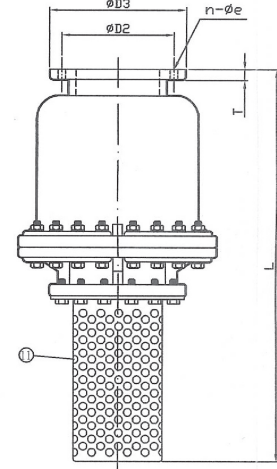
15A(1/2'')~50A(2'')



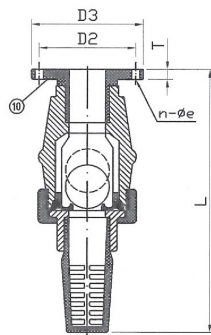
65A(2-1/2'')~100A(4'')



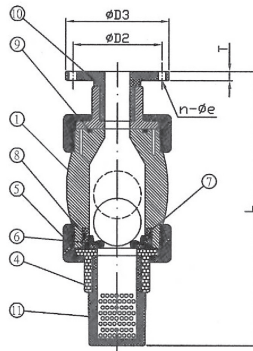
FLANGED TYPE  
200A(8'')



FLANGED TYPE  
150A(6'') , 250A(10'')



FLANGED TYPE  
15A(1/2'')~50A(2'')



FLANGED TYPE  
65A(2-1/2'')~100A(4'')

**SPECIFICATIONS:**

1. Test Press: ① {15mm(1/2'')~100mm(4'') : 10.5kgf/cm <sup>2</sup> (bar) (155lb/in <sup>2</sup> ) }	2. Working Press: ① {15mm(1/2'')~100mm(4'') : 7kgf/cm <sup>2</sup> (bar) (150lb/in <sup>2</sup> ) }
② {150mm(6'') : 7kgf/cm <sup>2</sup> (bar)(105lb/in <sup>2</sup> ) }	② {150mm(6'') : 4.9kgf/cm <sup>2</sup> (bar) (75lb/in <sup>2</sup> ) }
③ {200mm(8'') : 5kgf/cm <sup>2</sup> (bar)(75lb/in <sup>3</sup> ) }	③ {200mm(10'') : 3.5kgf/cm <sup>2</sup> (bar) (52lb/in <sup>3</sup> ) }
④ {250mm(10'') : 3.5kgf/cm <sup>2</sup> (bar)(52.8lb/in <sup>2</sup> ) }	④ {250mm(10'') : 2.1kgf/cm <sup>2</sup> (bar) (31lb/in <sup>2</sup> ) }

**DIMENSIONS TABLE**

Standards Nom. size DN-Inch	JIS Unit:mm										ANSI Unit:inch							DIN Unit:mm															
	d		D2	D3	n	øe	L				T	d		D2	D3	n	øe	L			T												
	D1	Screw					Socket	Screw	Socket	Flange		D1	Screw					Socket	Screw	Socket		Flange											
15(1-2'')	15	PT	22	70	95	4	15	138	138	175	16	0.59	NPT	0.84	2.375	3.500	4	0.63	5.43	5.43	6.89	0.62	15	R1/2	20	65	95	4	14	138	138	175	16
20(3/4'')	20	PT	26	75	100	4	15	164	164	202	16	0.79	NPT	1.05	2.750	3.875	4	0.63	6.45	6.45	7.95	0.62	20	R3/4	25	75	105	4	14	164	164	202	16
25(1'')	26	PT	32	90	125	4	19	180	180	224	16	1.02	NPT	1.32	3.125	4.250	4	0.63	7.08	7.08	8.82	0.62	26	R1	32	85	115	4	14	180	180	224	16
32(1-1/4'')	36	PT	38	100	135	4	19	226	226	271	18	1.42	NPT	1.67	3.500	4.625	4	0.63	8.89	8.89	10.67	0.70	36	R1-1/4	40	100	140	4	18	226	226	271	18
40(1-1/2'')	36	PT	48	105	145	4	19	226	226	272	18	1.42	NPT	1.91	3.875	5.000	4	0.63	8.89	8.89	10.71	0.70	36	R1-1/2	50	110	150	4	18	226	226	272	18
50(2'')	40	PT	60	120	155	4	19	254	254	306	21	1.58	NPT	2.38	4.750	6.000	4	0.75	10.0	10.0	12.05	0.82	40	R2	63	125	165	4	18	254	254	306	21
65(2-1/2'')	65	PT	76	140	175	4	19	305	305	359	20	2.56	NPT	2.88	5.500	7.000	4	0.75	12.0	12.0	14.13	0.78	65	R2-1/2	75	145	185	4	18	305	305	359	20
80(3'')	80	PT	89	150	185	8	19	373	373	429	23	3.15	NPT	3.51	6.000	7.500	4	0.75	14.68	14.68	16.89	0.90	80	R3	90	160	200	8	18	373	373	429	23
100(4'')	100	PT	114	175	210	8	19	488	488	546	23	3.94	NPT	4.51	7.500	9.000	8	0.75	19.21	19.21	21.5	0.90	100	R4	100	180	220	8	18	488	488	546	23
150(6'')	150	-	-	240	280	8	23	-	-	790	23	-	-	-	9.500	11.000	8	0.88	-	-	31.10	0.90	150	-	-	240	285	8	23	-	-	790	23
200(8'')	200	-	-	290	330	12	23	-	-	783.5	35.7	-	-	-	13.490	13.500	8	0.88	-	-	30.84	-	-	-	-	295	330	8	23	-	-	783.5	35.7
250(10'')	250	-	-	355	400	12	25	-	-	1190	25	-	-	-	14.250	16.000	12	1.00	-	-	46.85	0.98	250	-	-	350	395	12	25	-	-	1190	25

The dimension table is calculated based on PVC material.  
 ✱ The valve of test pressure is calculated based on PVC PVDF materials.  
 ✱ The valve of test pressure for PP material is 70% based on the table.  
 ✱ The flanged length tolerance is according to EN558-1:1995.